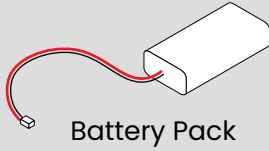


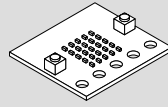
# HOW TO ATTACH BATTERIES TO A MICRO:BIT



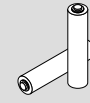
Includes:



Battery Pack

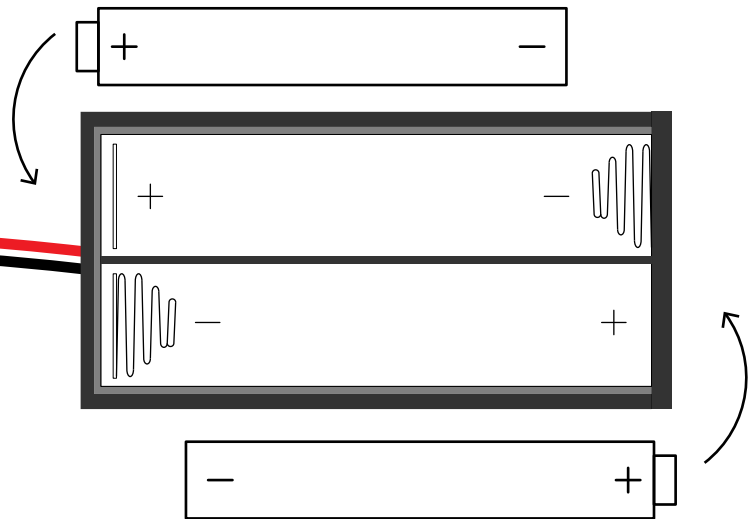


micro:bit



Batteries

- 1 Insert the batteries into the battery pack. Make sure the batteries are correctly positioned.



- 2 Insert the battery wire into the micro:bit.

