

Marble Run! : Design a Peg Board

These outlines are designed to help you create amazing add-ons for your Marble Run !
For the best results:

- 1) Download and print out designs
- 2) Glue onto a sheet of cardboard and cut out the pieces
- 3) Score (half cut) along dotted lines
Glue pieces into shaded grey areas
- 4) Follow along to our instructions to build, or use them to build you own
- 5) Share your creations with us at @steam_labs

Wall A



Wall B



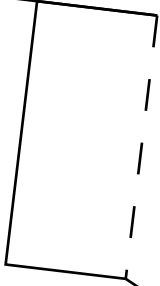

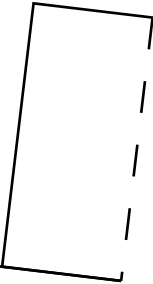
Cut a chopstick or dowel down to 2.5 cm using this helpful guide






Side A



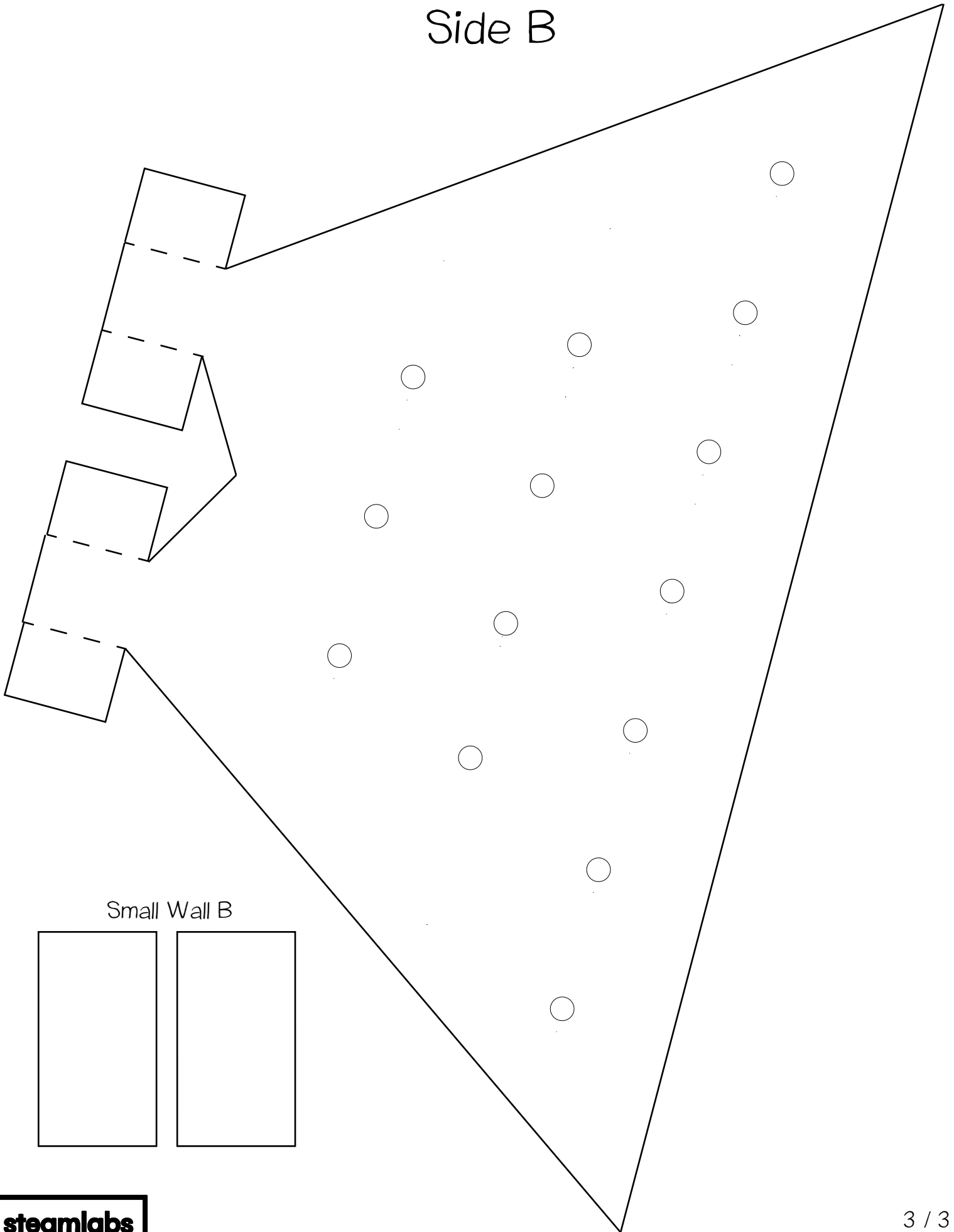
Small Wall A



Small Wall A



Side B



Small Wall B

